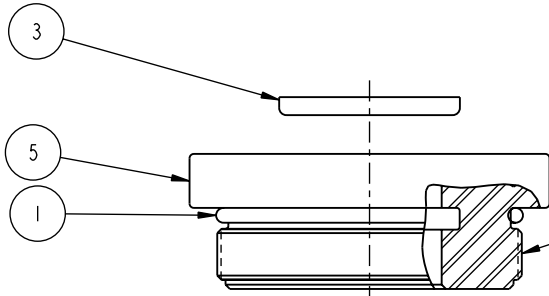
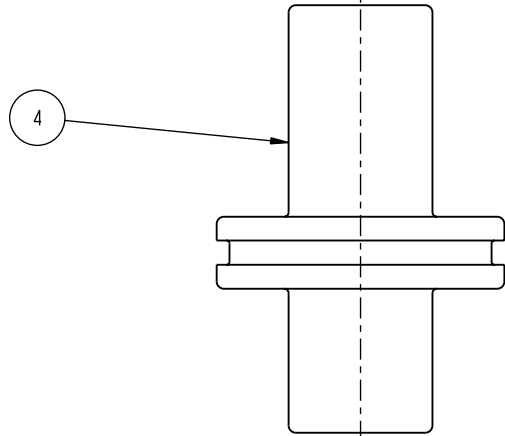


Lubricate all seals with clean hydraulic oil prior to assembly.
DO NOT USE SILICONE BASED LUBRICANTS



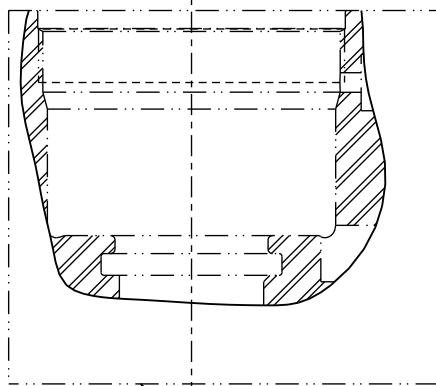
Apply medium strength thread locker (blue). Tighten to 150 ft lb torque.

Assemble with lip side of seal facing bottom of retainer.



Three piece seal assembly

Assemble with lip side of seal facing piston bore.



Body- Not Replaceable

Standard Seal Kit 60-2022-20	Fluorocarbon Seal Kit 6V-2022-20
39-0110-47(2)	39-0520-05(2)
39-H110-32	39-V110-32
39-0010-15	39-V010-15
39-0530-03	39-0530-03

No.	Qty	Part No.	Description
6	1	39H11032	SEAL,T,I 13/16 X 5/32 X 2,70 HNBR
5	1	82032002	GLAND, CYL, HR, 11700&53.2KN, DA
4	1	82012001	PISTON, CYL, HR, 11700
3	1	39053003	WIPER,PRESS-IN,1", 85 FKM
2	2	39011047	SEAL, LOADED LIP, 94 AU
1	1	39001015	O-RING, (-135), 1.925x.103,90 AUD

PARTS LIST



VEKTEK, INC.
1334 E. SIXTH AVE. P.O. BOX 625
EMPORIA, KS. 66801 U.S.A.

ASSEMBLIES AFFECTED
20-2220-05
20-2220-05F

PARTS LIST, ASSY, CYL, HR, 11700, DA

SIZE A PL2034

REV J

J	2470	RELEASE	JDW	11/14/12
REV	IN ACCORDANCE WITH ECN	EFFECTIVE DATE	REVISED BY	DATE
DRW BY: VANDALSEM	DRAWING STATUS: Released			
DATE: 04/07/87	PRODUCTION APPROVED FOR RELEASED STATUS ONLY			

FORM FEG035_PL_ASIZE, REV. A

SHEET 1 OF 1